


ENGINEERED BUILDING PRODUCTS

CYCLONETIE

STAINLESS STEEL



creating the **advantage**



**FOR ROOF SECURITY UNDER
EXTREME WIND CONDITIONS
IN CORROSIVE ENVIRONMENTS**

APPLICATION:

To achieve design capacities, CycloneTies must be fixed with MiTek 30 x 3.15mm annular grooved stainless steel nails.

USES

- Stainless steel CycloneTies are used to secure purlins, rafters and trusses to top plates in areas subject to cyclonic and high wind conditions in corrosive environments.

ADVANTAGES

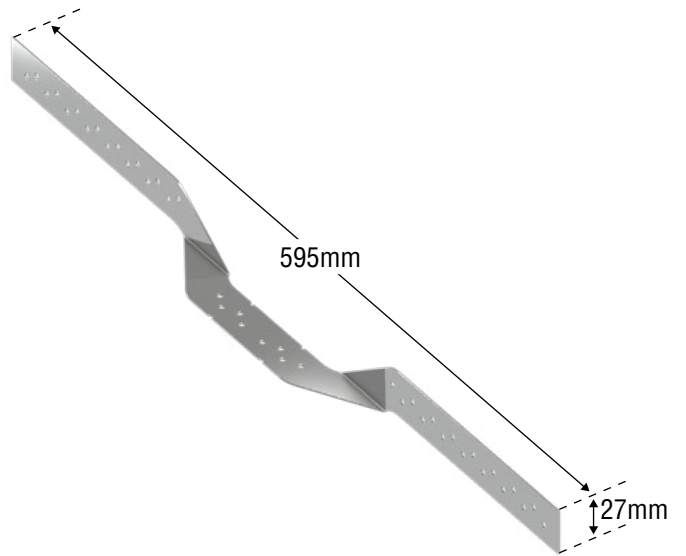
- The stainless steel CycloneTie is available in 600mm lengths.
- The 600mm length suits a wide range of rafter sizes.

SPECIFICATIONS:

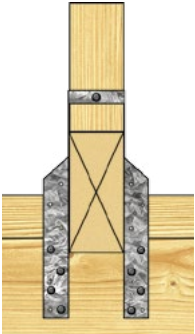
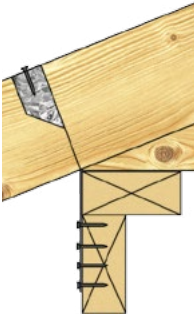
Steel Grade	Stainless Steel 304-2B
Thickness	0.91mm
Nails	MiTek 30 x 3.15mm annular grooved stainless steel
Product Code	CT600SS

**This Engineered Building Product complies with the
National Construction Code Series and Australian Standards.**

CYCLONETIE - LOAD DATA



CYCLONETIE FIXING METHOD:

Limit State Design Capacity (kN)												
Fixing Method	No. of nails in each leg	Load Case	Timber Joint Group of Support									
			J2	J3	J4	J5	J6	JD2	JD3	JD4	JD5	JD6
FACE FIXING  	4	DL only	4.1	2.9	2.1	1.6	1.2	5.2	4.1	2.9	2.4	1.8
		DL+WL	8.1	5.8	4.1	3.2	2.3	10.1	8.1	5.8	4.9	3.6
	6	DL only	5.4	3.8	2.7	2.1	1.5	7.2	5.7	4.0	3.4	2.5
		DL+WL	10.1	7.7	5.4	4.2	3.1	10.1	10.1	8.1	6.8	5.0

The design values incorporate the Category 1 capacity factor (ϕ) for houses. For other categories, multiply the design capacities by the following factors. Refer to AS1720.1 for a full definition of each category.


Design capacities have been obtained from laboratory testing and procedures given in AS1720.1.

Category	1	2	3
Adjustment factor	1.00	0.94	0.88

FACE FIXING STAINLESS STEEL CYCLONETIE 600 TO TIMBER LINTELS:

1. Bend CycloneTie over truss top chord, move CycloneTie along top chord until legs make contact with wall top plate. Bend legs vertical and nail each side on top plate with four or six nails.

Note: When fixing CycloneTie to ply-braced walls, nails should be fixed through to timber framing.



For more information about MiTek's Engineered Building Products or any other MiTek products or your nearest licensed MiTek fabricator, please call your local state office or visit: mitek.com.au



CTSS 07/15

HOME OF GANG-NAIL BUILDING SYSTEMS

creating the **advantage**

VIC (03) 8795 8888 NSW (02) 8525 8000 QLD (07) 3861 2100 SA (08) 8234 1326 WA (08) 9412 3534 New Zealand (09) 274 7109